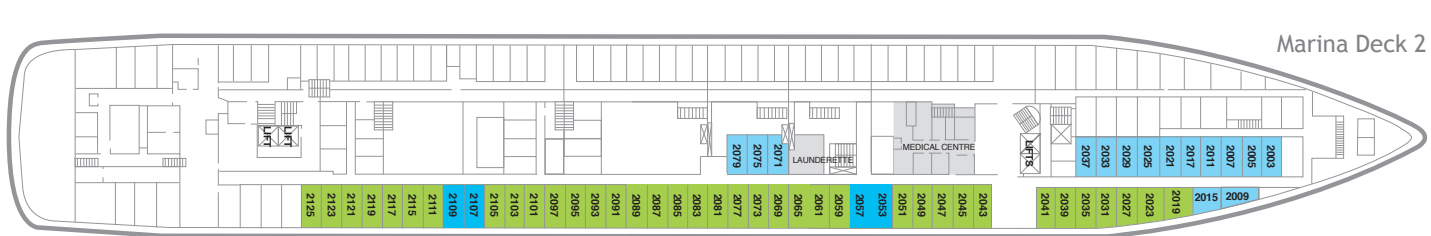
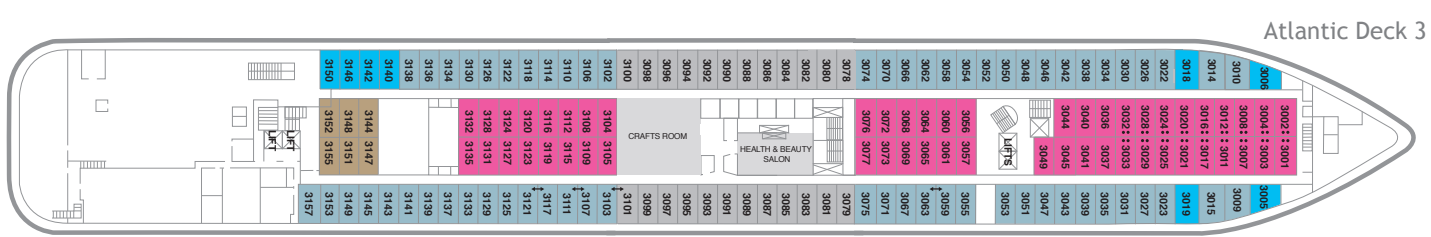
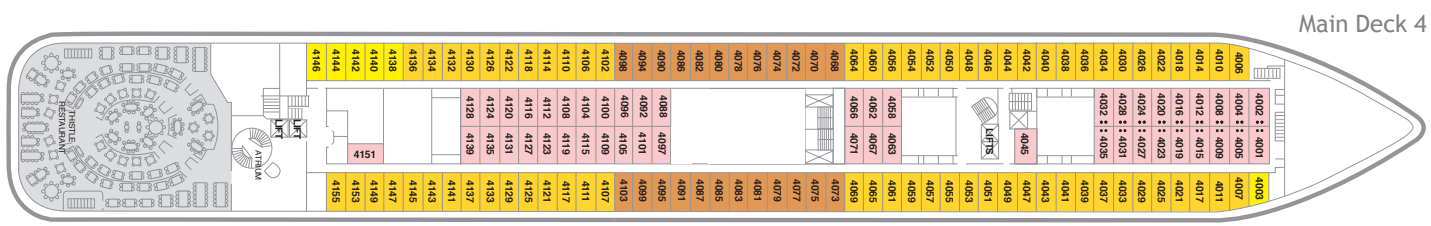
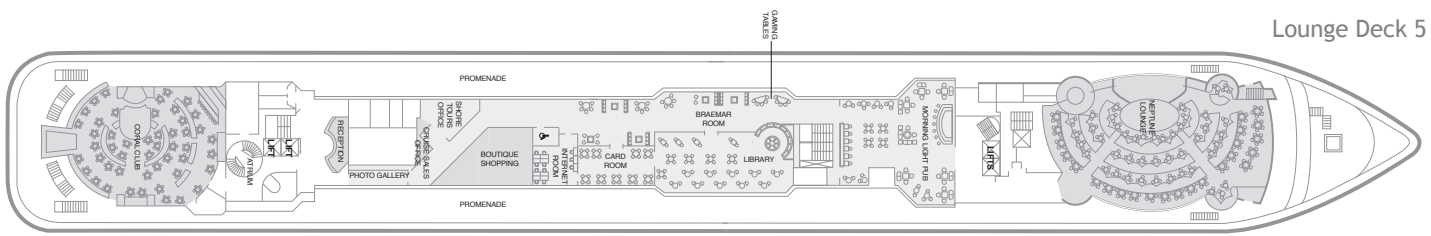
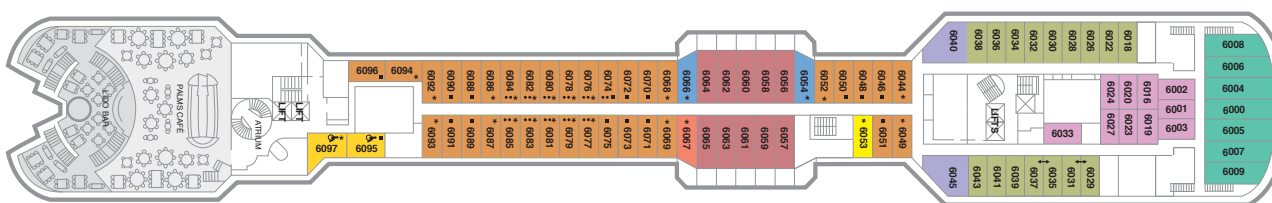
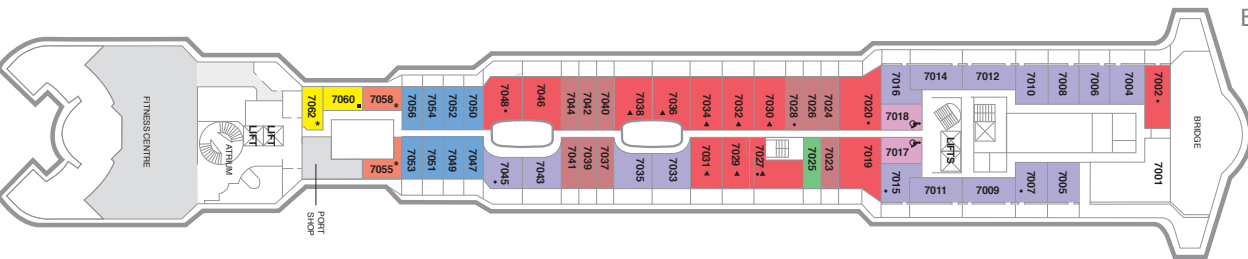
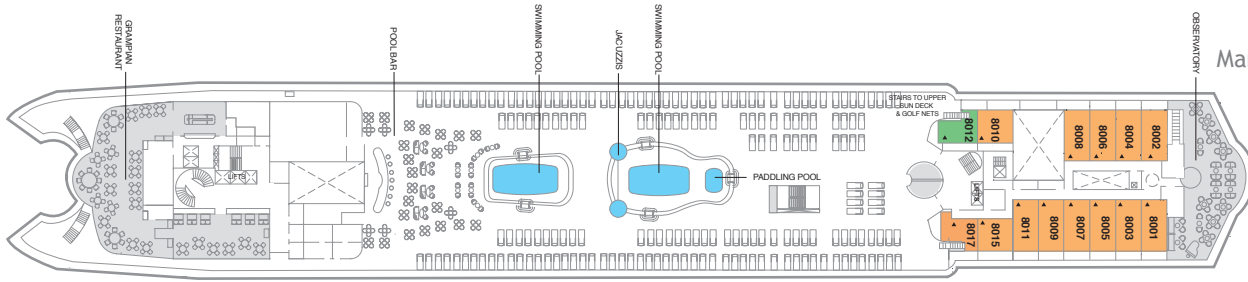




KEY TO SYMBOLS

- 4 berth cabin
- 3 berth cabin
- ▲ Cabin with bathtub
- * Cabin with restricted view
- Cabin with fully restricted view
- ♿ Adapted for wheelchair users






Grade D, Outside



Grade A, Superior Outside



Grade SS, Superior Suite

CABIN DETAILS

SS SUPERIOR SUITE

BRIDGE DECK

From 300 sq ft

Bedroom with balcony, sitting area, bathroom with bathtub and/or shower, hairdryer, safe and fridge

BS BALCONY SUITE

BRIDGE & LIDO DECKS

Approx 225 sq ft

Bedroom with balcony, sitting area, bathroom with shower, hairdryer, safe and fridge

DC DELUXE BALCONY CABIN

MARQUEE DECK

Approx 225 sq ft

Bedroom with balcony, bathroom with bathtub and/or shower, hairdryer, safe and fridge

BA SUPERIOR BALCONY CABIN

BRIDGE & LIDO DECKS

Approx 190 sq ft

Bedroom with balcony, bathroom with shower, hairdryer and safe

BC BALCONY CABIN

BRIDGE & LIDO DECKS

Approx 140 sq ft

Bedroom with balcony, bathroom with shower, hairdryer and safe

LA LARGE SUPERIOR OUTSIDE TWIN

LIDO DECK

Approx 175 sq ft

Bedroom with large picture window, bathroom with shower, hairdryer, safe and fridge

A SUPERIOR TWIN OUTSIDE

LIDO DECK

Approx 140 sq ft

Bedroom with picture window, bathroom with shower, hairdryer and safe

B SUPERIOR TWIN OUTSIDE

LIDO & MAIN DECKS

Approx 140 sq ft

Bedroom with picture window, bathroom with shower, hairdryer and safe

C SUPERIOR TWIN OUTSIDE

LIDO & MAIN DECKS

From approx 140 sq ft

Bedroom with picture window, bathroom with shower, hairdryer and safe

D TWIN OUTSIDE

ATLANTIC DECK

Approx 140 sq ft

Bedroom with 2 portholes, bathroom with shower, hairdryer and safe

E TWIN OUTSIDE

ATLANTIC DECK

Approx 140 sq ft

Bedroom with 2 portholes, bathroom with shower, hairdryer and safe

F TWIN OUTSIDE

MARINA DECK

Approx 130 sq ft

Bedroom with 2 portholes, bathroom with shower, hairdryer and safe

G TWIN INSIDE

BRIDGE & LIDO DECKS

Approx 130 sq ft

Bedroom with bathroom with shower, hairdryer and safe

H TWIN INSIDE

MAIN DECK

Approx 130 sq ft

Bedroom with bathroom with shower, hairdryer and safe

I TWIN INSIDE

ATLANTIC DECK

Approx 130 sq ft

Bedroom with bathroom with shower, hairdryer and safe

JB SINGLE BALCONY SUITE

MARQUEE & BRIDGE DECKS

Approx 140 sq ft

Bedroom with balcony, sitting area, bathroom with bathtub and/or shower, fridge, mini bar and safe

J SUPERIOR SINGLE BALCONY CABIN

BRIDGE & LIDO DECKS

Approx 140 sq ft

Bedroom with bathroom with shower, hairdryer and safe

K SINGLE OUTSIDE

BRIDGE, LIDO & MAIN DECKS

Approx 140 sq ft

Bedroom with, bathroom with shower, hairdryer and safe

L SINGLE OUTSIDE

ATLANTIC & MARINA DECKS

Approx 140 sq ft

Bedroom with bathroom with shower, hairdryer and safe

M SINGLE INSIDE

ATLANTIC DECK

Approx 130 sq ft

Bedroom with bathroom with shower, hairdryer and safe

N SINGLE INSIDE

MARINA DECK

Approx 130 sq ft

Bedroom with bathroom with shower, hairdryer and safe

SMOKING POLICY:

Please note that smoking is permitted on designated outdoor deck areas and on cabin balconies. Smoking is not permitted anywhere inside our ships.

TELEVISION:

All cabins have interactive television.

BATHROOMS:

Cabin bathrooms on Braemar are equipped with a shower. Where a bathtub is also specified the shower will usually be over the bath.

WHEELCHAIR ACCESSIBLE CABINS:

Cabins 6095, 6097, 7017 and 7018 have been equipped for use by disabled passengers. Full details are available on request.

CABINS SOLD FOR SOLE OCCUPANCY:

Sole occupancy of a cabin with two or more beds/berths is subject to availability at time of booking (prices on request).

NOTES:

All cabin grades are subject to availability.

Cabin layouts and colour schemes may vary across the ship. Balcony sizes vary and many are under cover (shaded).

Some twin cabins have two movable beds that may be converted into one double bed.


All A - I grade cabins with 3rd/4th beds: the 3rd/4th beds will be in bunk-bed style (folded away when not in use).

Suite accommodation may offer twin or double beds.

Please, ask for specific details when making your reservation.

This information is correct and up-to-date at the time of going to print, but may be subject to change without prior notice.

E & OE



SHIP INFORMATION

Cabins:	485	Fully Stabilised:	Yes
Passengers:	929 Standard Occupancy	Tonnage:	24,344 grt
Crew:	Approx 371	Length:	195.92 m
Refitted:	2008	Beam (width):	22.5 m
		Speed:	17.0 Knots